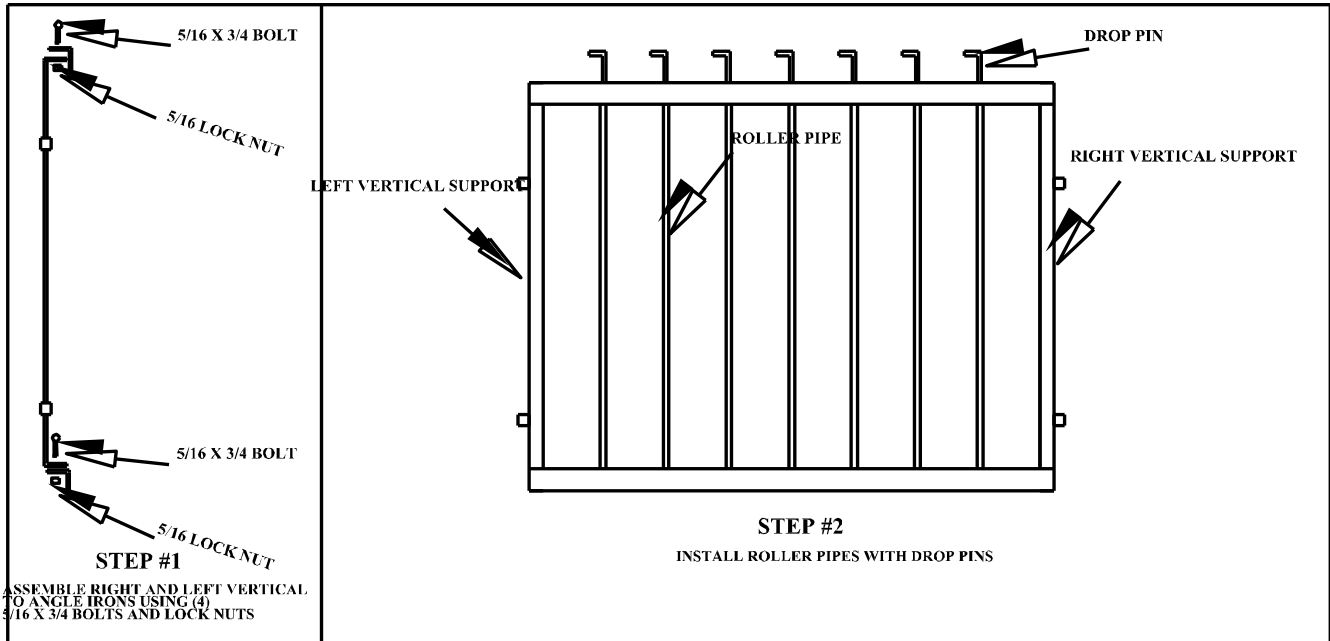


# ASSEMBLY INSTRUCTIONS FOR 470 SERIES

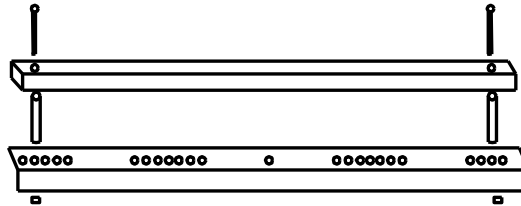


## #471 SERIES OPTION



### STEP #1

ATTACH SAFETY BAR TO ANGLE IRON USING (2) 5/16 X 5 1/2 BOLTS AND LOCK NUTS



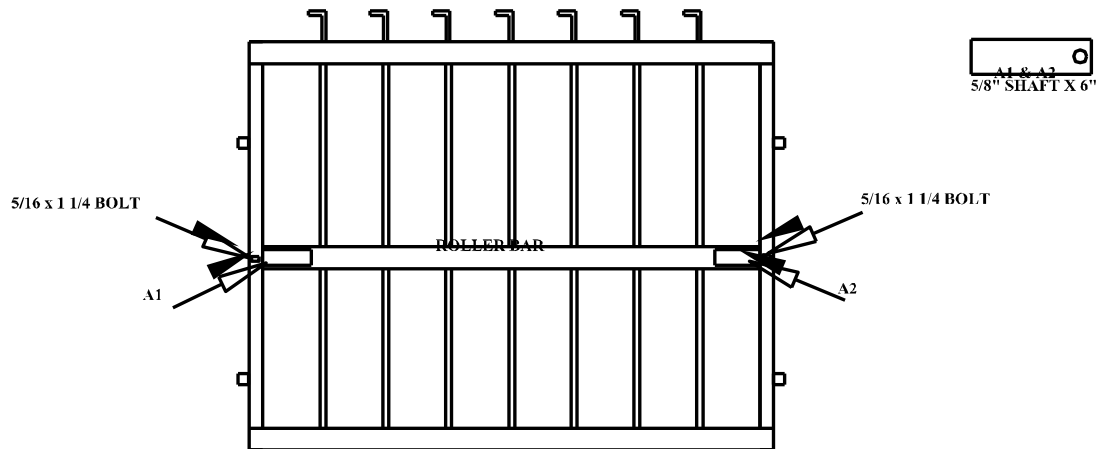
## #472 SERIES OPTION

### STEP #1

ATTACH A1 TO VERTICAL SUPPORT USING 5/16 X 1 1/4 NUT AND LOCK NUT

### STEP #2

SLIDE ROLLER BAR OVER A1, THEN SLIDE A2 INTO C AND SECURE WITH 5/16 X 1 1/4 BOLT AND LOCK NUT



## SYDELL INC.

46935 SD Hwy. 50  
Burbank, SD 57010  
(605) 624-4538

[www.sydell.com](http://www.sydell.com)

email: [sydell@sydell.com](mailto:sydell@sydell.com)